

# ATIVIDADES DA PARLENDAS PIRULITO QUE BATE BATE



Mar do Conhecimento

**Autora: Iracema Cerdán Zavaleta Galves**

**Revisão: Elizabeth Simpício de Oliveira**

**Diagramação: Canva**

**Publicação: Setembro 2023**



**<https://www.instagram.com/mardoconhecimento/>**



**<https://pt-br.facebook.com/MarDoConhecimentoNoFace/>**



**<https://youtube.com/c/MardoConhecimento>**

Parlendas são textos escritos em versos que podem ser recitados, o que os torna mais atrativos e facilita a compreensão e a memorização deles. Eles trazem um repertório cultural para a criança, além de fazê-la entrar em contato com as diversas formas de expressão, ritmo e brincadeiras.


E, por serem divertidas, podem auxiliar no processo ensino-aprendizagem de alguns conceitos e conteúdos.




As atividades desta apostila estão embasadas na parlenda PIRULITO QUE BATE BATE disponível em [https://www.youtube.com/watch?v=L\\_F62800\\_T8](https://www.youtube.com/watch?v=L_F62800_T8)

# QUEBRA-CABEÇA

RECORTE AS PEÇAS DO QUEBRA-CABEÇA E  
DEPOIS MONTE-O COLANDO EM SEU  
CADERNO.



# ENFEITE OS PIRULITOS COMO VOCÊ QUISER.



# Ligue


LIGUE CADA PIRULITO AO NOME DE SUA COR.




ROSA



AZUL



AMARELO






ROXO



VERMELHO

# ENCONTRE O PIRULITO QUE NÃO TEM PAR.



# PIRULITOS
















LEVE CADA CRIANÇA A SEU RESPECTIVO  
PIRULITO SEGUINDO O TRAÇADO INDICADO.






# PIRULITOS

TRACE A LINHA VERTICAL COBRINDO OS PONTILHADOS E DEPOIS PINTE OS PIRULITOS.

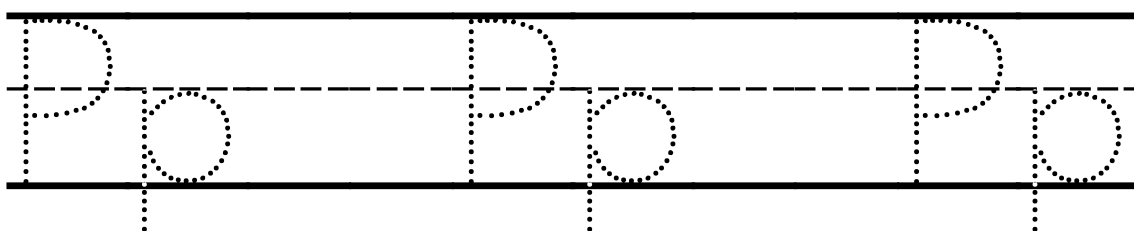
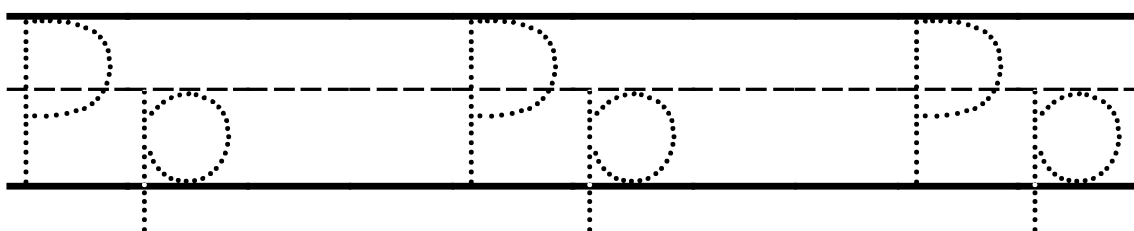
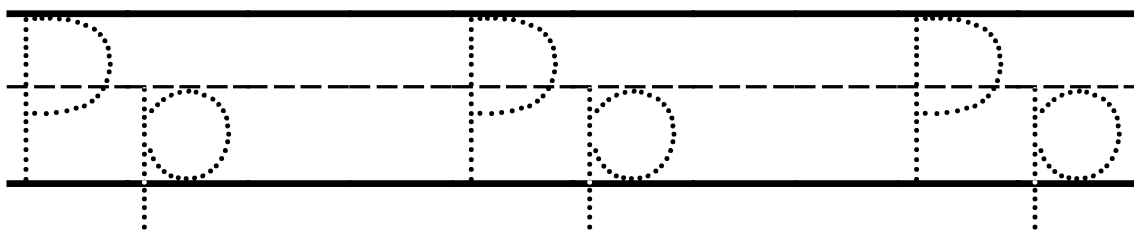
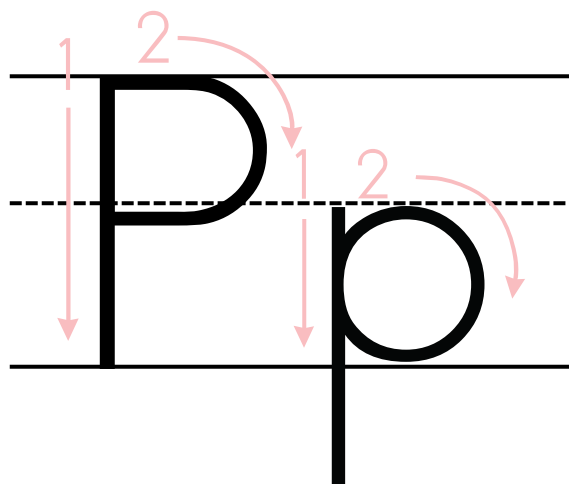


# P DE PIRULITO

LEVE A MENINA ATÉ O PIRULITO PASSANDO PELO LABIRINTO DA LETRA P.

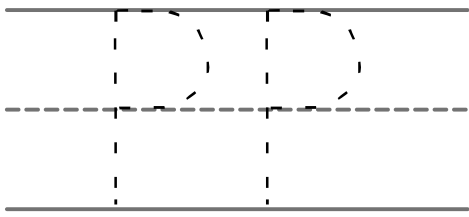


# TRACE A LETRA





# ENCONTRE A LETRA P

CUBRA OS TRACEJADOS FORMANDO A LETRA P.  
PINTE TODAS AS LETRAS P QUE ENCONTRAR NOS CIRCULOS.




de  
PIRULITO



# PINTE A LETRA

USE A LEGENDA PARA COLORIR A ATIVIDADE.






# LETRA P



CIRCULE TODAS AS LETRAS P  
DA ATIVIDADE.

p	b	d	a	d
d	c		p	d
c		<b>P</b>	<b>p</b>	b
p				c
d	a	s	p	p
c	b	p	s	d
d	p	d	q	p

PINTE O PIRULITO COM CAPRICHOS.  
TRACE AS LETRAS PARA FORMAR A PALAVRA.



P I R U L I T O


**RECORTE SOMENTE AS LETRAS DE  
“PIRULITO” E COLE-AS EM SEU CADERNO  
FORMANDO A PALAVRA.**






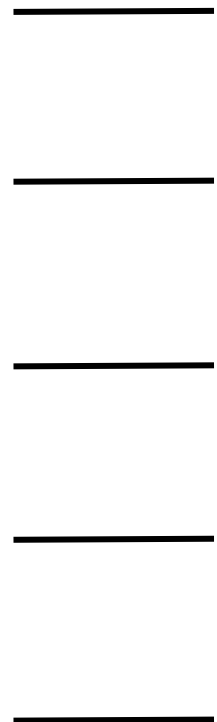
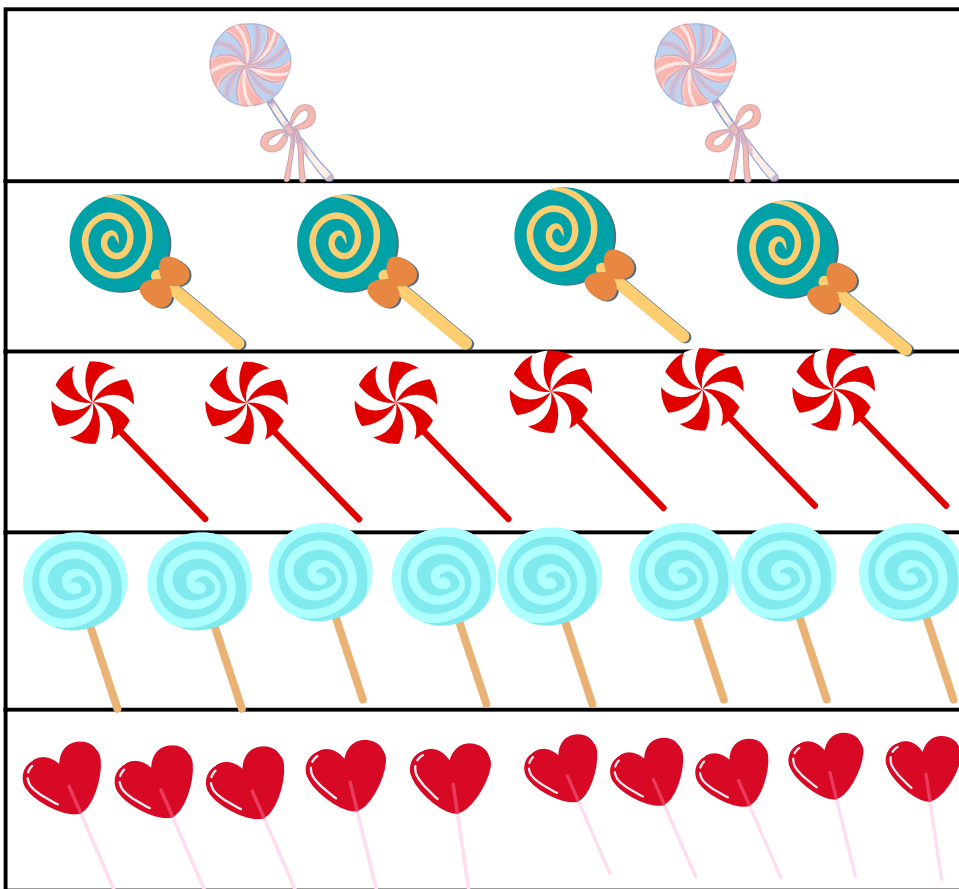
# SEQUÊNCIA DOS NÚMEROS

COMPLETE A SEQUÊNCIA NUMÉRICA  
PARA LEVAR O MENINO ATÉ O PIRULITO



# MATEMÁTICA



RECORTE OS NÚMEROS ABAIXO.  
COLE-OS







2	4	6	8	10
---	---	---	---	----

# ADIÇÃO


CONTE OS PIRULITOS, PREENCHA OS QUADRADOS COM A QUANTIDADE CORRESPONDENTE E RESOLVA A ADIÇÃO.

 $+$  $=$

 $+$  $=$

 $+$  $=$

**COPIE A PARLENDAS EM SEU CADERNO,  
SUBSTITUINDO OS DESENHOS POR  
PALAVRAS.**



**QUE BATE BATE**



**QUE JÁ BATEU**

**QUEM GOSTA DE MIM**

**É ELA**

**QUEM GOSTA DELA**

**SOU EU**