



ATIVIDADES: A DONA ARANHA

MAR DO CONHECIMENTO



Autora: Iracema Cerdán Zavaleta Galves

Revisão: Elizabeth Simpício de Oliveira

Diagramação: Canva

Publicação: Janeiro 2021



<https://www.instagram.com/mardoconhecimento/>




<https://pt-br.facebook.com/MarDoConhecimentoNoFace/>



<https://youtube.com/c/MardoConhecimento>

ARANHA

RECORTE AS LETRAS E COLE-AS NA ORDEM CORRETA
PARA FORMAR O NOME DO INSETO ABAIXO.




--	--	--	--	--	--



H	N	A	A	R	A
----------	----------	----------	----------	----------	----------

REPRESENTE O 8 COM SEUS DEDOS.



COM LÁPIS, TRACE O
NÚMERO 8 ABAIXO.



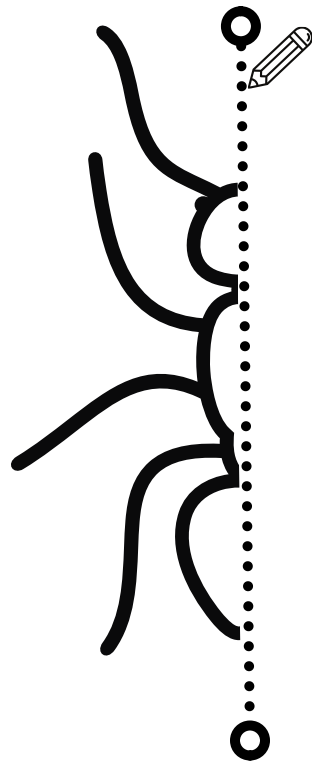
QUANTAS PATAS TEM
A ARANHA?



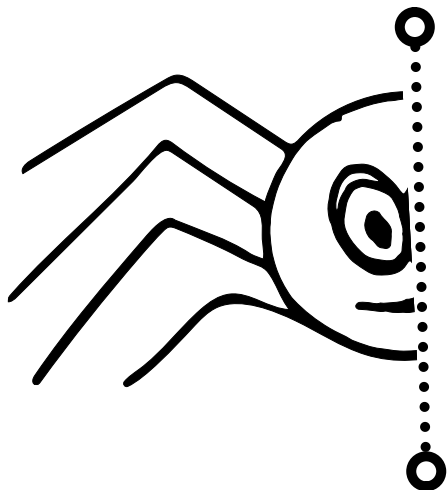
INSETOS

COMPLETE A METADE QUE FALTA DOS INSETOS.
DEPOIS PINTE-OS COM CAPRICHOS .

FORMIGA

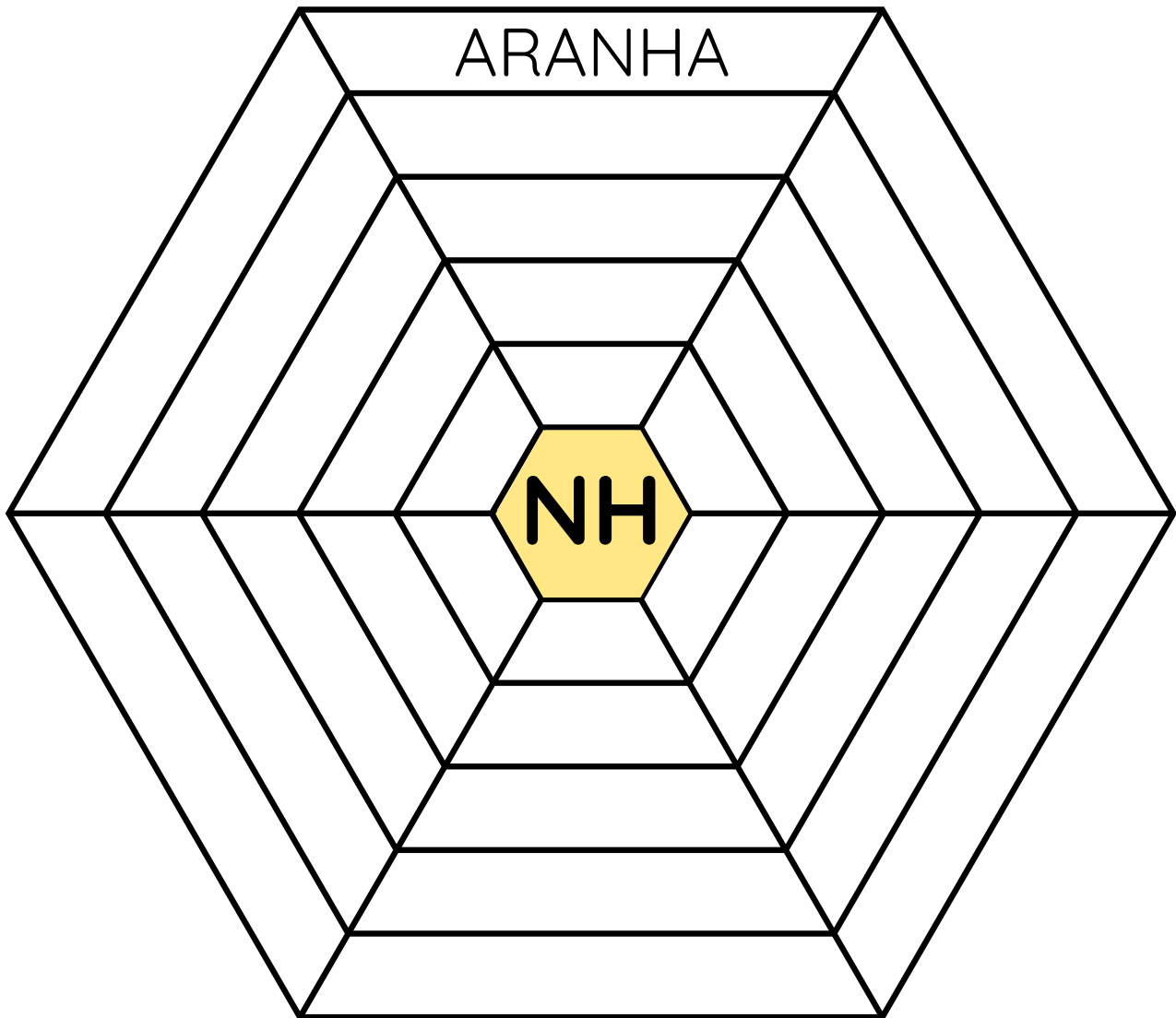



ARANHA




TEIA DE PALAVRAS

NA TEIA, ESCREVA PALAVRAS
QUE CONTENHAM NH.



O QUE É?



O QUE É?


DESCREVA O INSETO QUE ESTÁ VENDENDO.

ONDE VIVE?

DE QUE SE ALIMENTA?

OBSERVANDO INSETOS

FAÇA UMA PESQUISA E COMPLETE A ATIVIDADE.



O INSETO É

DESENHE AQUI O INSETO.





FATOS CURIOSOS

ONDE VIVE
DE QUE SE ALIMENTA



DIREÇÕES

LIGUE A SETA À PALVRA MAIS ADEQUADA.



DESCE

SOBE

DIREITA

ESQUERDA

CHUVA

RECORTE AS LETRAS E COLE-AS NA ORDEM CORRETA
PARA FORMAR O NOME DA IMAGEM ABAIXO.



--	--	--	--	--

H **V** **A** **U** **C**

COLE ALGODÃO NA NUVEM.
COLE GLITTER NOS PINGOS DE CHUVA.



CHUVA

PINTE O GUARDA-CHUVA USANDO
PINCEL E TINTA GUACHE.





GUARDA-CHUVA

WWW.MARDOCONHECIMENTO.COM.BR

CHUVA

CUBRA OS TRACEJADOS COM CANETINHA PARA FORMAR A CHUVA.

PINTE AS NUVENS COM LÁPIS DE COR.



ALFABETO

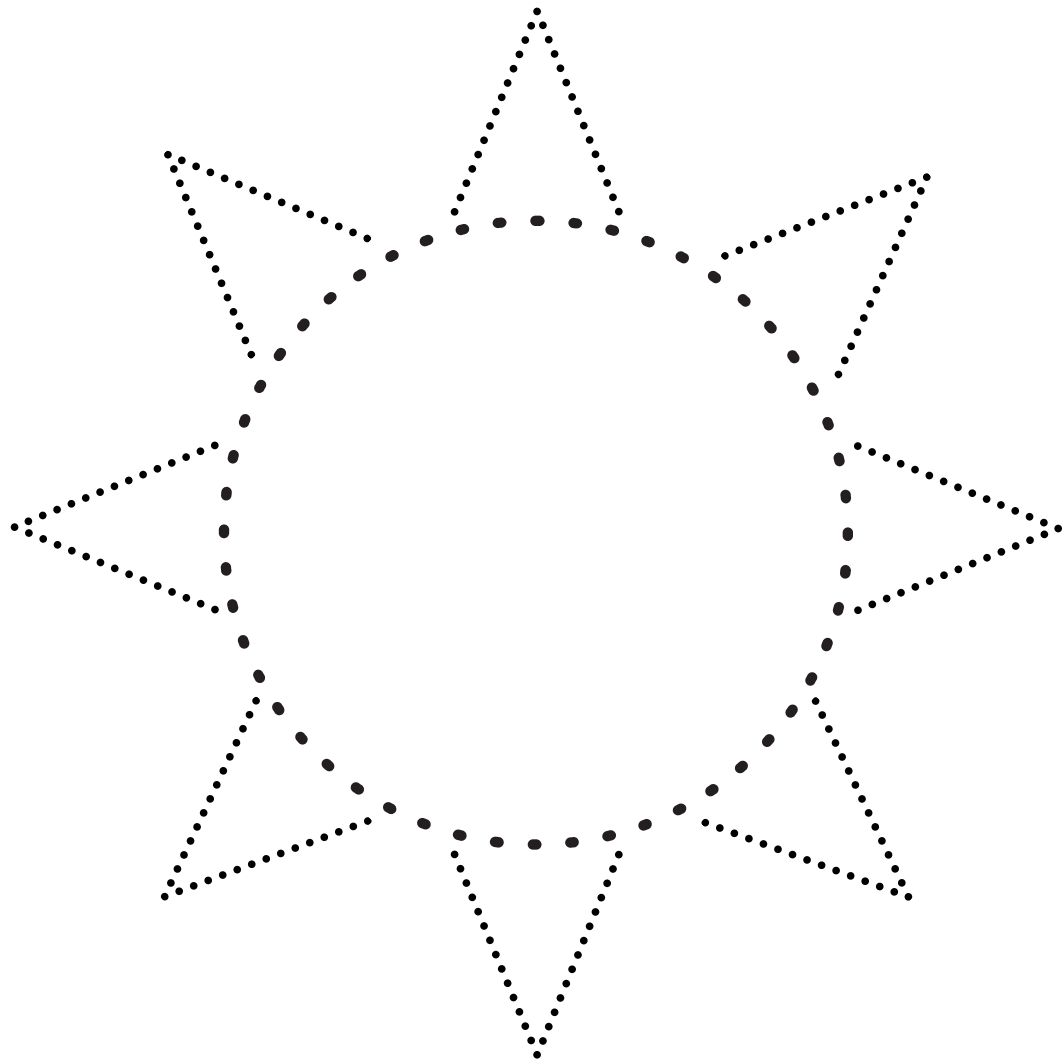
ESCREVA NAS GOTAS DE CHUVA AS LETRAS DO ALFABETO QUE FALTAM.

A	B	_	D	E	
_	G	_	_	J	
K	_	M	N	_	
P	Q	R	_	_	
_	V	W	_	Y	Z



DIA ENSOLARADO




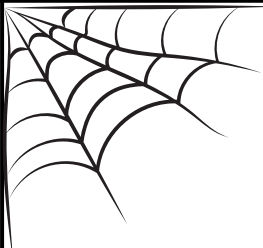






CUBRA OS PONTILHADOS PARA FORMAR O SOL.



QUAIS FORMAS GEOMÉTRICAS FORAM USADAS
PARA DESENHAR O SOL?

A DONA ARANHA

VEJA AS IMAGENS E PINTE O NOME CORRETO DELAS.

	<input type="text" value="SOL"/> <input type="text" value="SOM"/>		<input type="text" value="XUVA"/> <input type="text" value="CHUVA"/>
	<input type="text" value="ARRANHA"/> <input type="text" value="ARANHA"/>		<input type="text" value="TELA"/> <input type="text" value="TEIA"/>
	<input type="text" value="PAREDE"/> <input type="text" value="PINTURA"/>		<input type="text" value="SOBE"/> <input type="text" value="SOBRE"/>
	<input type="text" value="DESSE"/> <input type="text" value="DESCE"/>		<input type="text" value="NUVEN"/> <input type="text" value="NUVEM"/>
	<input type="text" value="GUARDA-CHUVA"/> <input type="text" value="GUARDA-SOL"/>		<input type="text" value="PIMGO"/> <input type="text" value="PINGO"/>